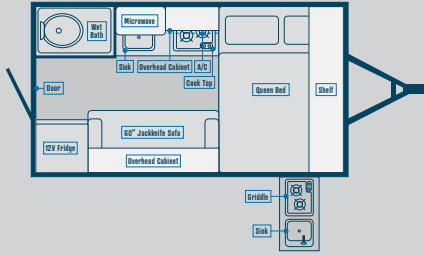
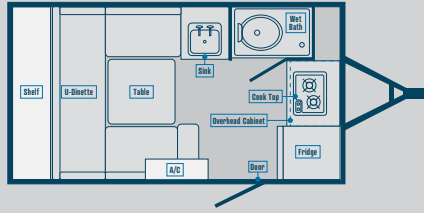
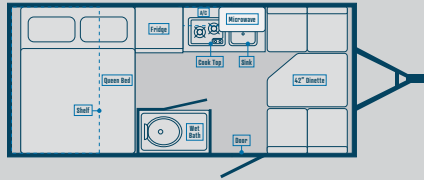
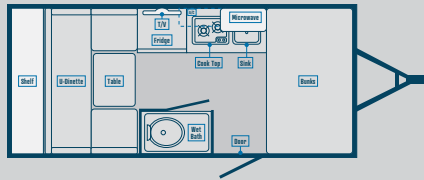
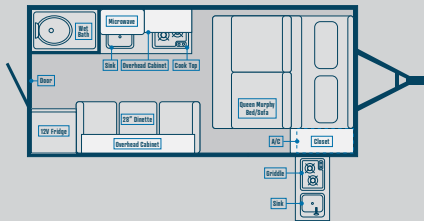


STANDARD CAMPERS


15RE

15FK

17FD

17BH

17MB

Bontrager Outdoors Standard Campers

Built for the road less traveled

Specifications	15RE	15FK	17FD	17BH	17MB
Weights					
Dry Hitch Wt.	280	280	306	320	320
Unloaded Vehicle Wt.	2300	1940	2180	2300	2560
Cargo Carrying Capacity	980	1340	1126	1020	760
Gross Vehicle Wt. Rating	3280	3280	3306	3320	3320
Measurements					
Exterior Length (overall)	15'6"	15'6"	18'	18'	18'
Exterior Height	8'6"	8'6"	8'8"	8'8"	8'8"
Exterior Box Width	6'9"	6'9"	6'9"	6'9"	6'10"
Exterior Width (overall)	6'9"	6'9"	6'9"	6'9"	6'9"
Interior Height (main)	6'2"	6'2"	6'2"	6'2"	6'2"
Power Awning (optional)	11'	5'	8'	8'	11'
Tank Capacities					
Fresh Water Capacity (gal)	18	18	36	26	18
Grey Water Capacity (gal)	23	18	18	18	18
Black Tank Capacity (gal)	23	8	17	17	17
Propane Unit (lbs)	20	20	20	20	20
Miscellaneous					
Sleeps	3	2	4	4	3
Truma Combi Water Heater	2.64	2.64	2.64	2.64	2.64
Truma Combi Furnace BTU	14,300	14,300	14,300	14,300	14,300
Tire Size	ST235/ 75R15C	ST235/ 75R15C	ST235/ 75R15C	ST235/ 75R15C	ST235/ 75R15C



ADVENTURE AWAITS

Chassis and Running Gear

	15RE	15FK	17FD	17BH	17MB
Norco stamped & huck-bolted, heavy-gauge steel, powder-coated mainframe w/ EZ-Extend hitch jack	X	X	X	X	X
Torsion-Flex 3,000lbs independent suspension axle w/ electric brakes & max-clearance design	X	X	X	X	X
Dual rear, heavy duty extendable BAL stabilizing jacks w/ foot pads	X	X	X	X	X
Over-sized, all-terrain radial tires, w/ alloy aluminum sport wheels	X	X	X	X	X
Laser cut & powder-coated mounting platform for dual battery, propane tank & generator	X	X	X	X	X
Under-mount, hidden spare tire w/EZ-Crank access system	X	X	X	X	X
Electric brake package	X	X	X	X	X

Construction

Welded, aluminum framed, main coach-body construction	X	X	X	X	X
Durable white Filon™ fiberglass exterior skin w/ Azdel	X	X	X	X	X
Vacuum-bonded fiberglass sidewall construction with Azdel (interior/exterior)	X	X	X	X	X
Side-entry doorway		X	X	X	
Rear-entry doorway	X				X
Keyed alike doors	X	X	X	X	X
Glass egress window	X	X	X	X	X
Power Awning (optional)	X	X	X	X	X
Ultra spacious outside storage compartment	X	X	X	X	X

Comfort and Utilities

LED lighting, interior & exterior	X	X	X	X	X
Multiple 110V, 12V & USB outlets, located throughout	X	X	X	X	X
30-AMP converter w/ 30' detachable, easy-store power cord	X	X	X	X	X
14,300 BTU Truma Combi heater & water heater	X	X	X	X	X
110V floor mounted A/C	X	X	X	X	X
Prep for TV w/ cable plug & multi-directional TV antenna	X	X	X	X	X

Comfort and Utilities

	15RE	15FK	17FD	17BH	17MB
Easy-plug solar prep package	X	X	X	X	X
E-Z swap propane tank	X	X	X	X	X
Propane quick connect	X	X	X	X	X
Fire extinguisher	X	X	X	X	X
Propane/CO detector	X	X	X	X	X
12V, 3-speed roof vent	X	X	X	X	X
Oversized interior storage cabinets w/ netting	X	X	X	X	X
E-Z Sofa bed/dinette system	X				
Queen bed w/ 8" plush mattress	X		X		
U-dinette w/ integrated folding sofa/bed		X		X	
Dual front bunks				X	
E-Z Sofa/Murphy bed system					X
Dinette, 4-person			X		
Dinette, 2-person					X
Outside shower	X	X	X	X	X
Wet bath w/ integrated shower and toilet	X	X	X	X	X
18 gallon fresh water tank	X	X			X
26 gallon fresh water tank			X	X	

Culinary

2-Burner cooktop	X	X	X	X	X
Kitchen sink w/ integrated faucet	X	X	X	X	X
Microwave	X	X	X	X	X
12V 3.3 cu ft. super chill refrigerator	X	X	X	X	X
Slide-out kitchenette w/ sink, faucet, & Blackstone™ griddle					X

bontrageroutdoors.com . 833.981.4100